

BetCity Mazda MX-5 Cup & Ford Fiesta Sprint Cup Benelux

Drivers Briefing –Voorjaarsraces 2025
Circuit Zandvoort

Welcome



Race Director Team:

Kees Koning / Jaap Molmans
Bobbe Veldkamp / Annemieke Veldkamp

Stewards:

Gerard du Pré / Jos Derksen
Stefano Goossen

Secretary of the Meeting:

Ria Waterreus

Team Relations:

Eric de Jongh

Promotor:


Renata Aartsen
Dick van Elk



Digital Notice Board

Ford
FIESTA
SPRINT CUP
BENELUX

BETCITY
MAZDA MX-5 CUP
POWERED BY HARTMANN





Sportity

For direct event information please download the Sportity app and insert this password:

FFSC2025
MAZDA2025
VRM2025

Time schedule P4

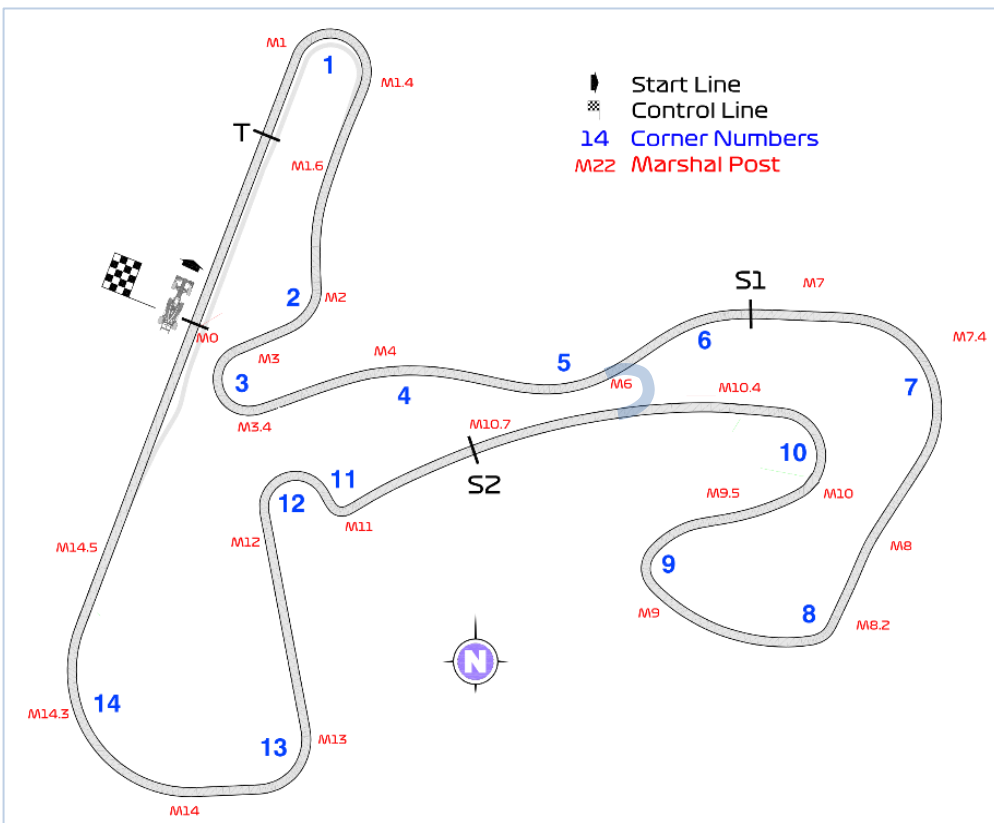
Time schedule updates via VRM channel



The Circuit

Ford
FIESTA
SPRINT CUP
BENELUX

BETCITY
MAZDA MX-5 CUP
FOUNDED BY HARTMANN

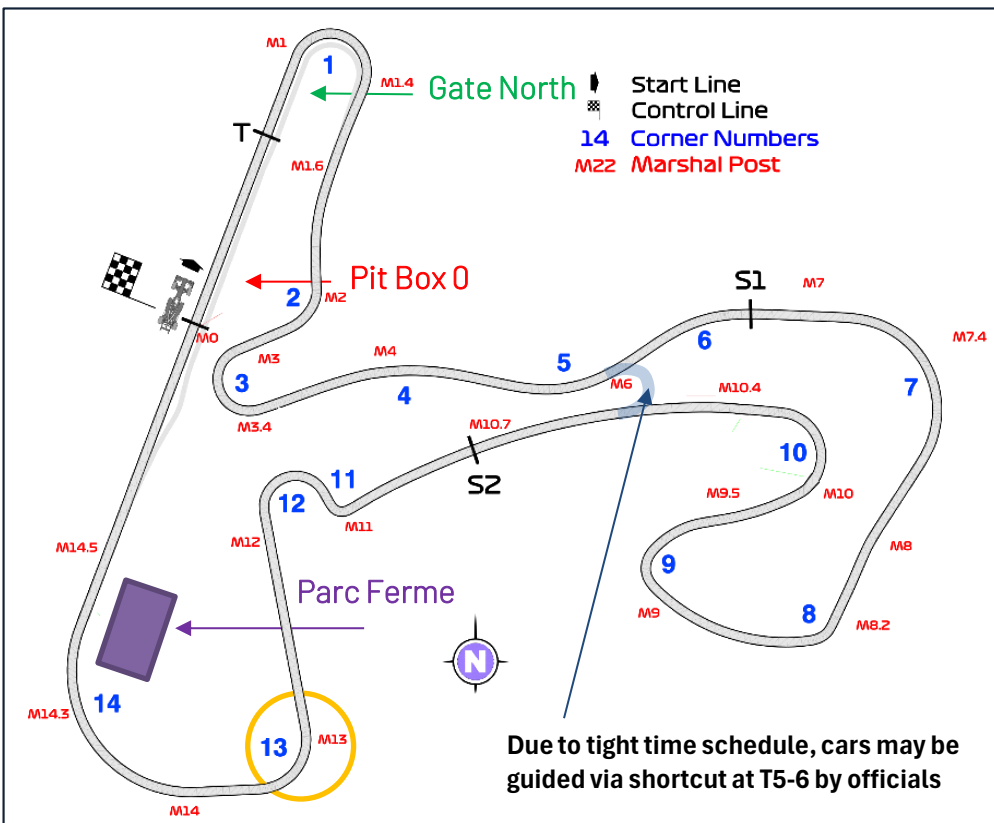


Circuit Zandvoort

- Length: 4.259 meter
- Direction: Clockwise
- Start: Standing start (ONE group, Mazda front, FFSC behind)
- Pole Position: Left Side
- Pit Exit: Exit of Turn 1, track right
- Start and Finish Line: are not the same (offset approx. 56,23m)
- Penalty Area: Underneath Podium, in front of Race Control
- Pitlane Speed: 60 KM/H
- Pre Start Area for the races: Pitlane (Pitbox 0)
- Scrutineering Bay / Parc Ferme: Paddock 2 (Tyre Forms)
- Banked turns (T3 & T14): Slow? Stay Low!

All cars must be race-ready **20 min. before** the official session starting time, but may not enter pitlane until preceding session is finished

Logistics – FP and Q Procedure



- Pre-Assembly Area is near **Gate North** for those teams that are located in Paddock 1. **Pitbox 0** for Paddock 2 teams.

- **Free Practice** and **Qualifying** will be started from the pitlane

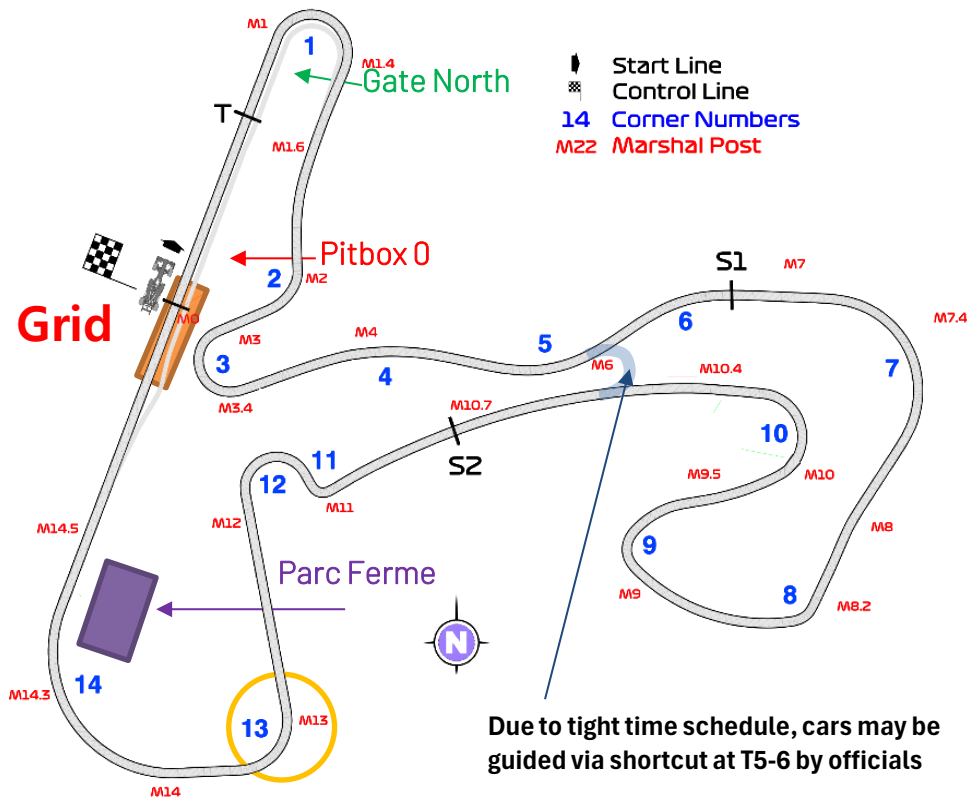
Equipment vehicles and tyre trolleys should enter pitlane via **Pitbox 0**.

- At the **end of Free Practice**, all cars will leave the track using the **Pit Lane Entry**. Cars who have their awning on the paddock (1 or 2) can leave the pitlane using **Gate North** near the Pit Lane Exit

At the **end of Qualifying**, all cars will leave the track using **MP13** at T13 and head directly to **Parc Ferme**. Cars waiting in the pitlane, will be send over the paddock, under Parc Ferme, unless instructed otherwise by officials.

All cars must be race-ready **20 min. before** the official session starting time, but may not enter pitlane until preceding session is finished

Logistics – Race Procedure



- Pre-Assembly Area is at entry of **Gate North** for teams that are located in Paddock 1. **Pitbox 0** for Paddock 2 teams.
- Grid Formation** will be formed on the starting grid (no extra installation laps). Cars go on track via Pit Exit. **Cars may be guided via shortcut to grid**. Equipment vehicles and tyre trolleys should enter pitlane via **Pitbox 0** and are not allowed on the grid.

At the **end of the Race**, all cars will leave the track using **MP13** at T13 and head directly to **Parc Ferme**, Except the overall Top 3 of Mazda and overall Top 3 of FFSC.

Cars of the Top 3 will need go to Parc Fermé via **Pitbox 0** and the Paddock (cars are under Parc Fermé regulations already)

All cars must be race-ready **20 min. before** the official session starting time, but may not enter pitlane until preceding session is finished

Finish Control Line | Signalling Area

Ford
FIESTA
SPRINT CUP
BENELUX

BETCITY
MAZDA MX-5 CUP
POWERED BY HARTWOOD




Start Line



Pit Speed 60 km/h

Ford
FIESTA
SPRINT CUP
BENELUX

BETCITY
MAZDA MX-5 CUP
POWERED BY HARTMANN



Pit Lane Entry Loop

Start 60 KM/H

Penalty Box

Ford
FIESTA
SPRINT CUP
BENELUX

BETCITY
MAZDA MX-5 CUP
POWERED BY HARTMANN



— Technical Flag (Meatball)



— Black Flag



— Warning Flag

End Pit Speed 60 km/h & Timing Loop

Ford
FIESTA
SPRINT CUP
BENELUX

BETCITY
MAZDA MX-5 CUP
POWERED BY HARTMANN



Pit Exit Lights

Pit Lane Exit Loop

End 60 KM/H

Practice starts

White Line Pit Lane Exit

Ford
FIESTA
SPRINT CUP
BENELUX

BETCITY
MAZDA MX-5 CUP
FOUNDED BY HARTMANN

Safety Car Line 2

Do not Touch while leaving pits

Run off T1



Rejoin at exit T1

Ford
FIESTA
SPRINT CUP
BENELUX

BETCITY
MAZDA MX-5 CUP
POWERED BY HARTMANN



Run off T8

Ford
FIESTA
SPRINT CUP
BENELUX


BETCITY
MAZDA MX-5 CUP
FOUNDED BY HARTMANN



Return on track, give way!

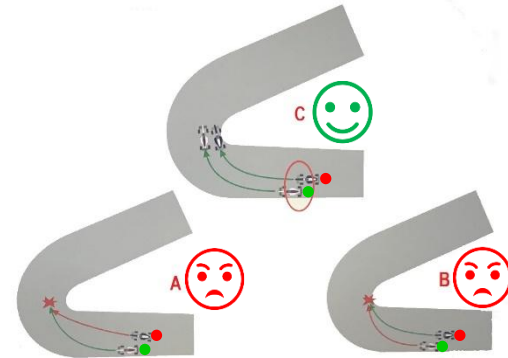
Asphalt run off area

Overtaking at T9



Stay sharp and focus on your line


*When you want to overtake at
Turn 9!*



Run off T11

Ford
FIESTA
SPRINT CUP
BENELUX

BETCITY
MAZDA MX-5 CUP
POWERED BY HARTMANN



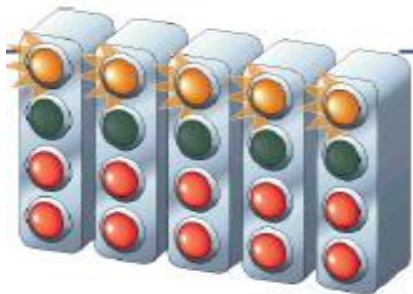
Asphalt run off area

Basics – Starting Procedure



- Know your grid position (before you go on track)
- No tyre trolleys on the grid
- Wait for the warm-up lap to start (green flag & green lights in gantry)
- Red lights out = start race. All cars start at the same time, however, Mazda groups starts in front of the FFSC

Start delayed



- In the occasion of problems on the grid or during the formation lap, the Race Director may decide not to start the race.
The start will be aborted.
- In this case, the red lights on the starting gantry remains red and orange lights will flash.
- The sign **Start Delayed** will be displayed
- A new formation lap will follow, when the green lights on the gantry have been activated (race time starts, but race competition had not started)

Good to know

FORD FIESTA SPRINT CUP

MAZDA MX-5 CUP

Grid position race 1
Grid position race 2
Grid position race 3
Too late

= Based on Qualifying best time
= Based on Qualifying 2nd best time
= not applicable (No R3 for FFSC)
= Start from Pit Lane

| Based on Qualifying, with top 10 reversed
| Based on Result of Race 1
| Based on Qualifying best time

Full Course Yellow

= 80kp/h (FCY)
(Yellow flashing LED panels with FCY, FCY signs from marshals)

Safety-Car (SC)

= Wait for 1st green flag at finish line
(SC blinking on LED panels)

Technical problem?

Leave the car?

Chequered Flag

= Please make a sensible discussion
= Stand safe behind the guardrail
= Do not overtake in your cooling down lap!
Cars may be guided via T5-T6 shortcut by officials
Officials can be on track for clean-up for the next session.



First 3 finishers drive to podium (overall top 3 FFSC and overall top 3 MX-5),
other cars go immediately to Parc Fermé

Good to know 2



- Make sure you score championship points! (75% of the race distance of the winner)
- Did you do an overtake that might not clean/correct? Give back the position asap!
- No bump-drafting in braking zones
- Weaving and warming up the tyres: look in your mirrors and do not block faster cars
- Parc Fermé also applies on on-board camera's.
- Make sure the Timing Transponder is fitted correctly
- Drivers are reminded of Chapter 19 of the KNAF Autosport Jaarboek regulations (general conduct and social media behaviour)
- Flags and Digiflags have the same meaning.
 - In case of contradicting flags: the safety flags go first



Mandatory two-way communication device for this event

It does NOT replace your current timekeeping transponder.

Make sure that the timing transponder is fitted correctly!

Race Control can see:

- Live GPS location
- Live GPS speed

Race Control can send:

- Full Course Flags
- Sector Flags (no blue)
- Personal Flags

Fit the Racelink on your (clean) dashboard (and mind the anchoring),
and make sure the driver can see the LED's on the front of the Racelink.
Additional/alternative installation tips are shared via the Sportity app.



Note that all cars will have a Racelink Club. The Racelink is an *assisting* notification device.
So...Do you see a Racelink blinking? Look at the marshal post!

MYLAPS RaceLink Club

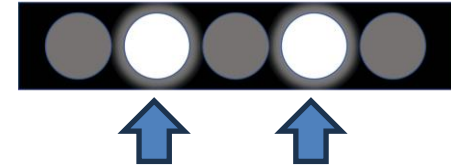
Ford
FIESTA
SPRINT CUP
BENELUX

BETCITY
MAZDA MX-5 CUP
FOUNDED BY HARTMOEK

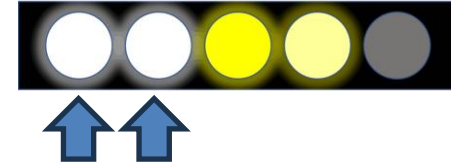
Fit the Racelink on your (clean) dashboard (or an alternative location), and make sure the driver can see the LED's on the front of the Racelink. Additional installation tips are shared via the Sportity app.
Anchoring the device is important.



SC



FCY




After the last session of each day the Racelink will be collected in Parc Fermé and you can collect it before the first Session of the next day

Flag signals - Yellow



- Reduce your speed
- Double waved yellows: be prepared to change direction or to make a emergency stop
- Don't drive next to each other in any yellow flag situation
- Overtaking is prohibited until you have passed the green flag.



Flag Signals – FCY

Ford
FIESTA
SPRINT CUP
BENELUX

BETCITY
MAZDA MX-5 CUP
POWERED BY HARTMANN



START OF THE FCY PROCEDURE

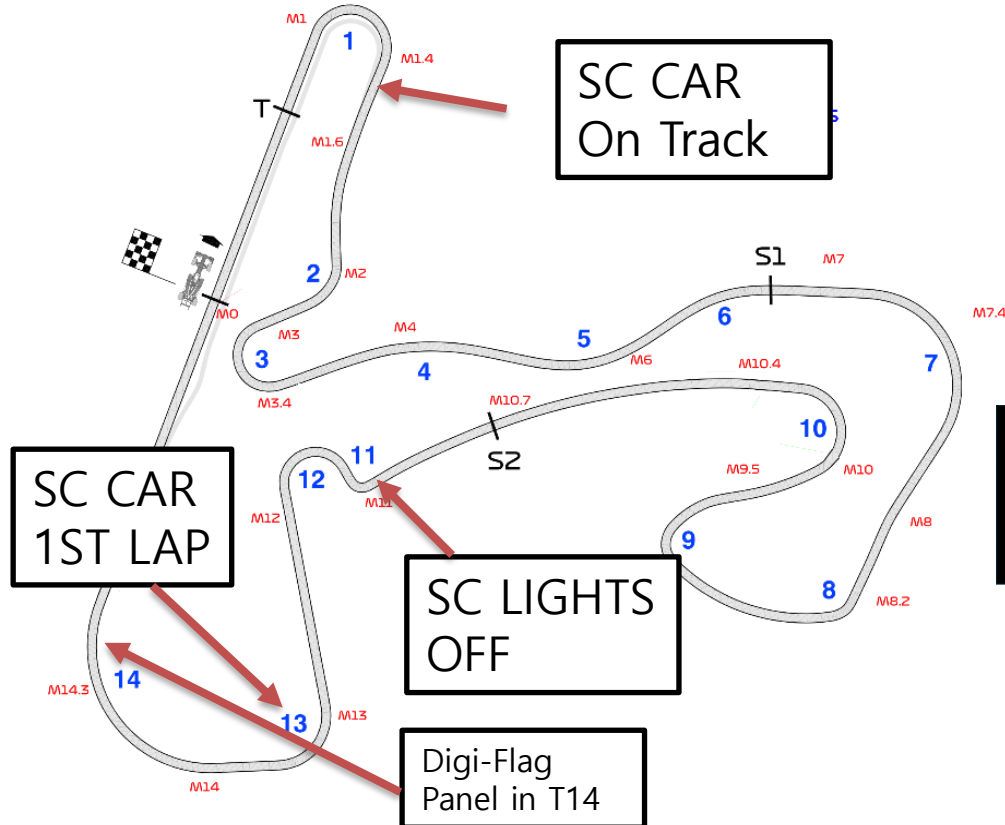
- YELLOWS FLAGS + BOARDS "FCY"
- LED-PANELS (Digiflags) DISPLAY "FCY"
- NO OVERTAKING ALLOWED
- REDUCE SPEED AS QUICKLY AS POSSIBLE
 - IN A SAFE WAY
- WATCH OUT FOR INTERVENTION VEHICLES
- MAX SPEED 80 KP/H
- MYLAPS RACELINK:



ENDING OF FCY PROCEDURE

- YELLOW FLAGS AND PANELS DISAPPEAR
- ALL LED-PANELS (Digiflags) GO GREEN
- ALL MARSHALS SHOW GREEN FLAGS
- WHEN YOU **SEE** THE GREEN SIGNAL, OVERTAKING IS ALLOWED IMMEDIATELY

Flag Signals – SC Procedure




SAFETY CAR PROCEDURE

- YELLOWS FLAGS + BOARDS "SC"
- NO OVERTAKING
- WATCH OUT FOR INTERVENTION VEHICLES
- RESTART ONLY FROM THE CONTROL LINE
- MYLAPS RACELINK:



SAFETY CAR VIA PITLANE (when needed)

- FLASHING LIGHTS STAY ACTIVE
- NO OVERTAKING
- ALL CARS MUST FOLLOW SC INTO PITLANE



END OF SAFETY CAR PROCEDURE

- LIGHTS OFF IN SECTOR 3
 - RESTART FROM THE CONTROL LINE
 - 1 single waved green flag
- OVERTAKING ALLOWED AFTER THE CONTROL LINE

Flag Signals – Red Flag



- Reduce Speed. Be Prepared to Stop!
- Overtaking is forbidden at all times
- Session is Suspended
- Follow Instructions given by officials

Free Practice & Qualifying

All cars into pitlane

Race

All cars in 1 line before the finish line
Near Grid Position 15.

Grid – Red Flag

Less than 2 laps completed by the leader

Complete new start with the original starting grid

More than 2 laps completed by the leader

Restart will happen behind the Safety Car

Restart order → The order cars arrived at the control line

Cars in the pitlane → May join the restart after the last car has
past the Pit Exit at the Safety Car restart

Restart will allow a mixed order of FFSC and MX-5 cars.

No Restart possible?

The ranking is determined based on the moment when the leading participant in the race crosses the finish line for the penultimate time, before the Race is stopped.

Track Limits

In accordance with the rules of the FIA International Sporting Code – Appendix L, the **white lines define the track edges**


Drivers must use the track at all times and **may not leave the track without a justifiable reason**. For the avoidance of doubt, the white lines defining the track edges are considered to be part of the track but the kerbs are not.

Should a car leave the track for any reason, the driver may rejoin.

However, this may only be done when it is **safe to do so and without gaining any lasting advantage**. A driver will be judged to have left the track if no part of the car remains in contact with the track.

Track Limits

Tracklimits!



Safety – Stopping on Track

Ford
FIESTA
SPRINT CUP
BENELUX

BETCITY
MAZDA MX-5 CUP
POWERED BY HARTMANN



- An orange armco means an opening in the guardrail.
- It's a safe place to park your car after a technical defect

Driving Conduct

Examples

- Jumpstart
- Ignoring flag signals or Instructions from marshals
- Overtaking under yellow, red or after chequered flag
- Speeding under FCY, Pit lane, Yellow.
- Dangerous driving behaviour with or without contact
- Unsportsmanlike behaviour
- Change direction more than once
- Take advantage of an unclear situation
- Track limits

Penalties will be applied based on a fixed penalty list

- Deleting (fastest) lap time(s)
- Time penalty
- Position penalty
- Grid penalty
- Starting from pitlane
- Drive through
- Stop and Go
- Stewards decisions

Penalty can come with extra point(s) on your licence:

5 Points	drop of 3 places on the grid next race
8 Points	drop of 10 places on the grid next race
10 Points	Start from pit lane next race

QUESTIONS? MAKE IT A GREAT SEASON!

SAFETY – RESPECT - SPORTSMANSHIP

STAY SEATED – PHOTOSHOOT INFO!

